

Eight Easy Pieces

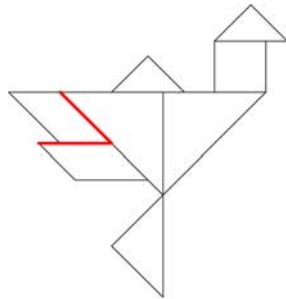
By Nick Baxter

The clue envelope contained a cover page with a list of the 11 words that could have been picked for the prerequisite challenge, along with 11 sample outlines. Teams had to discover that their standard 7-piece tangram set could not be arranged to make any of these figures, and that Mr. Evil had removed one piece—a second parallelogram—from a non-standard 8-piece set.

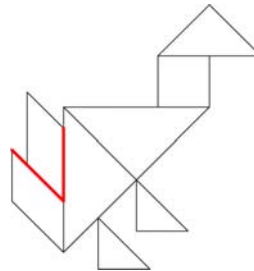
With the addition of the missing piece, each figure could then be constructed. The solutions were not always unique, but the positions of the two parallelograms were.



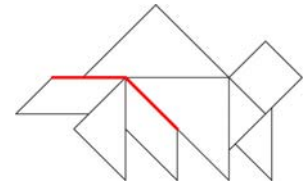
Tree – N



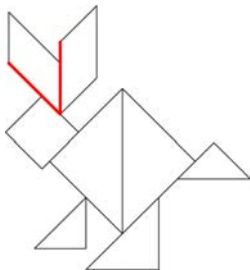
Flamingo – O



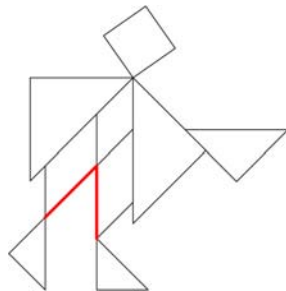
Duckling – T



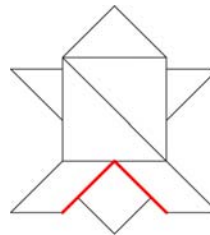
Dinosaur – S



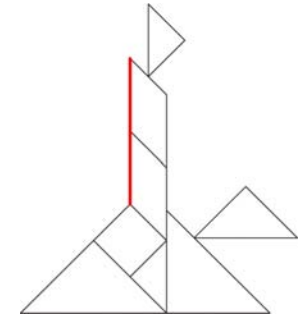
Bunny – T



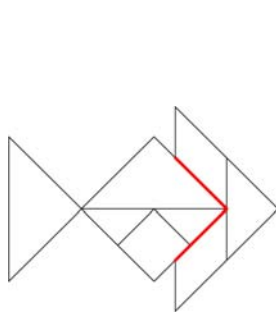
Beggar – A



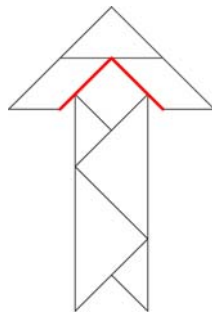
Roadkill – N



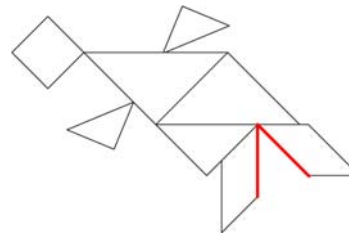
Candle – D



Angelfish – I



Arrow – N



Bowler – G

Teams then observed that the two parallelograms always touched, and that a long edge from each of the two parallelograms always met at a point. Using these two line segments, teams observed the familiar semaphore coding for letters. Arranging the figures in the order given on the cover page gave the message: NOT STANDING. This clued the desired 7-letter answer: SITTING.